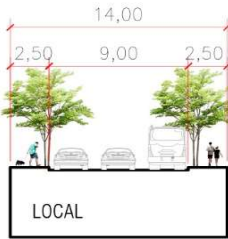
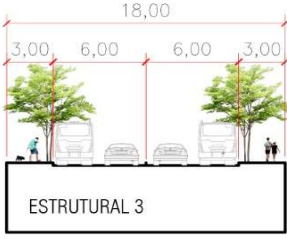
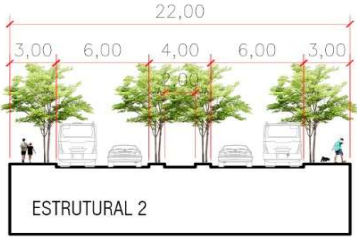
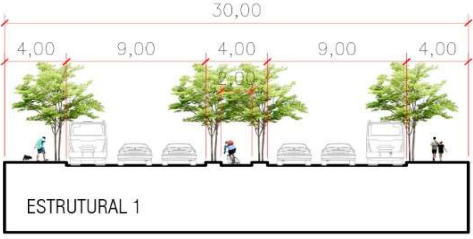


Categoria	Largura total	Calçadas mínimas	Canteiro Central	Corte Esquemático
Local	14	2,5	-	 <p>Diagram showing a cross-section of a Local road. The total width is 14,00m. It features two sidewalks of 2,50m each and a central lane of 9,00m. The diagram includes trees and vehicles (cars and a bus) to illustrate the layout.</p>
Estrutural 3 e 4	18	3	-	 <p>Diagram showing a cross-section of Estrutural 3 and 4 roads. The total width is 18,00m. It features two sidewalks of 3,00m each and a central lane of 6,00m. The diagram includes trees and vehicles (cars and a bus) to illustrate the layout.</p>
Estrutural 2	22	3	4	 <p>Diagram showing a cross-section of an Estrutural 2 road. The total width is 22,00m. It features two sidewalks of 3,00m each. The central lane is divided into three sections: 6,00m, 4,00m, and 6,00m. The diagram includes trees and vehicles (cars and a bus) to illustrate the layout.</p>
Estrutural 1	30	4	4	 <p>Diagram showing a cross-section of an Estrutural 1 road. The total width is 30,00m. It features two sidewalks of 4,00m each. The central lane is divided into three sections: 9,00m, 4,00m, and 9,00m. The diagram includes trees and vehicles (cars and a bus) to illustrate the layout.</p>
Rodovias	Rodovias existentes (Conforme DER), caso haja municipalização passarão a ser Estrutural 1			